

Power Supply Units

VPW



Model	Type(diffusion)	Dimensions(mm)
VPW-40	6-Point type	W90×H210×D110
VPW-80	12-Point type	W120×H280×D110
VPW-160	24-Point type	W200×H300×D120

Zener barrier

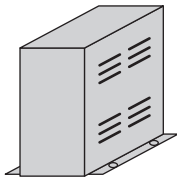
BT-150



Safe explosion-proof structure	3nG5
Safety related rated capacity	AC/DC 250V
Rated load	DC13V

Rainproof Covers etc.

External View

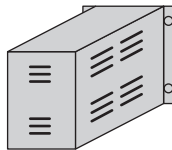


* 1

Floor mount

Model	KW-11
Applicable detector head	KD-2A(S), KD-3A(S)
Dimensions	W110×H197×D170mm

External View




* 1

Wall mount (2B stanchion)

Model	KW-12(U)
Applicable detector head	KD-2A(S), KD-3A(S)
Dimensions	W110×H170×D197mm

External View

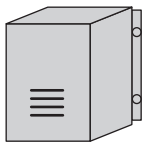


* 1

Wall mount (2B stanchion)

Model	PW-51(U)
Applicable detector head	PE-2CC, CZ, DC, DZ
Dimensions	W228×H434×D155mm

External View

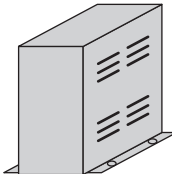


* 1

Wall mount (2B stanchion)

Model	KW-31(U)
Applicable detector head	KS-2D, KS-2O
Dimensions	W140×H300×D120mm

External View

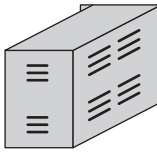


* 1

Floor mount

Model	KW-51
Applicable detector head	KD-5A, 5B
Dimensions	W110×H197×D170mm

External View

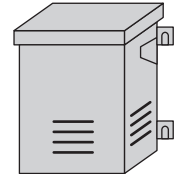


* 1

Wall mount (2B stanchion)

Model	KW-52(U)
Applicable detector head	KD-5A, 5B
Dimensions	W110×H170×D197mm

External View

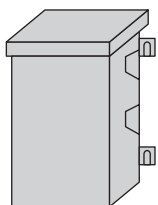


* 1

Wall mount (2B stanchion)

Model	KW-81(U)
Applicable detector head	KBL-8, KD-8
Dimensions	W260×H370×D220mm

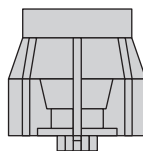
External View



* 1

Model	KW-82(U)
Applicable detector head	KBL-8C
Dimensions	W260×H486×D220mm

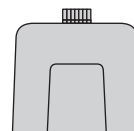
External View



* 1

Model	KW-22
Applicable detector head	KD-2A(S), KD-3A(S), KD-5
Dimensions	φ 64×H65mm

External View



* 1

Model	KW-15
Applicable detector head	KD-5
Dimensions	φ 97×H93mm

* 1 Consult us for the material (SPCC or SUS).